

**EFFETTO LEGNO**  
WOOD EFFECT



ROVERE MIELATO  
1851




ROVERE DECAPPATO  
1853



**Doga**  
Plank

152,4 x 914,4 mm





ROVERE MOKA  
1852



ROVERE CANYON  
1854

**EFFETTO PIETRA**  
STONE EFFECT



**Piastra**  
Tile



457,2 x 914,4 mm

